



EasyLift



 TJ Lift Solutions Ltd.



EASYLIFT – LIFTING MADE EASY

Introducing EasyLift – the effortless lifting platform designed to provide smooth access between two levels for wheelchair users and individuals with mobility challenges. With its sleek, contemporary design featuring clean lines and smooth surfaces, EasyLift seamlessly combines elegance with sturdy construction. These exceptional qualities make EasyLift the perfect choice for enhancing accessibility, offering a simple, stylish, and functional solution to improve mobility for all.

EasyLift is a versatile solution suitable for both indoor and outdoor use, ensuring accessibility in areas with a height difference of up to 1.25 metres. Whether it's navigating a short flight of stairs or addressing level variations, EasyLift excels in providing seamless, rapid, and comfortable access. As the industry leader in lifting platforms, EasyLift caters to the needs of the elderly, individuals with walking difficulties, and wheelchair users, setting a new standard in accessibility solutions.

**More than a technology you need
– it's a technology you *want*.**

Made in Denmark





NEW NORDIC

All the way through

Nordic Design

Refers to the design traditions and aesthetics of the Nordic countries of Denmark, Finland, Iceland, Norway, and Sweden. It is characterized by a focus on minimalism, functionality, and simplicity, often with a natural or muted colour palette. Materials such as wood, glass, and metal are often used, and the design often incorporates natural elements. Nordic design is known for being clean, modern, and visually appealing. It is often associated with the concept of “hygge” which refers to a sense of coziness and comfort.

Nordic Quality

EasyLift can be adapted individually to its surroundings for an exclusive, yet casual style, which can be integrated into most buildings – indoors as well as outdoors.

EasyLift Case

Hotel Villa Copenhagen

Wellness for everybody

Villa Copenhagen is a five-star hotel centrally located in the Danish capital. The hotel continues the story of the Post and Telegraph Centre's head office from 1912 and allows the past, present, and future to come together in an inspiring and playful ambience.





At Villa Copenhagen, guests can enjoy and rediscover their energy in a beautiful wellness and relaxation area situated adjacent to the rooftop pool and gym. Faced with a floor-level difference in this exquisite space, the hotel opted to install an EasyLift. This lift is frequently utilized, affording wheelchair users and those with walking difficulties access to a level that would typically pose challenges.



- ① Wireless call station mounted on wall
- ② The same tiles as the rest of the floor
- ③ Painted in RAL colour white to match the decor
- ④ Configured with two doors for extra safety
- ⑤ 7 cm deep pit for easier access

“We chose EasyLift from Liftup because it could easily be configured to fit the current environment.”

Comfort and Safety

Onboard and upper-level protection:
A door/barrier provides extra safety
on the upper level as well as onboard
in combination with an active ramp.

Audible alarm tones:
Acoustic alarm tones
inform about all the lift's
movements

Emergency stop on the platform:
Activate the emergency stop and
the platform stops an unintended
movement.

Overload protection:
The weight on the platform must
be evenly distributed. In case of
overload, the platform stops.

No visible cables:
All cables are integrated
into the design of the lift.

Battery backup:
Batteries which supply the
system with power in case of
mains power failure.

Pressure panels underneath the platform:
If activated during downwards motion, the lift
will stop and move approx. 2–3 cm upwards.





UNIQUE BENEFITS

- Easy plug-and-play installation
- No costly building preparation
- Installation with or without pit
- Indoor or outdoor installation
- Adaptive design with more than 1000 different configurations
- Integrated electronics

EasyLift Case

Parish Hall


EasyLift in a stylish environment

The parish and activity hall, located in Aalborg, underwent a comprehensive renovation and expansion in 2021. The architects behind this project aimed at transforming the parish hall to meet contemporary functional demands, envisioning its versatile use in the future. A significant addition was the creation of a new main entrance, establishing a seamless connection between the parish hall and the parsonage.







This integration allows the hall to function as a unified parish and activity space, while also becoming an integral part of the town's public image. To ensure accessibility for all, an EasyLift was installed. Positioned just inside the main entrance, this lift now enables all visitors to move freely and effortlessly between the back garden and other areas, thus meeting stringent accessibility requirements.



- 1 Active ramp
- 2 Wireless call station mounted on wall
- 3 Installed without pit and changes to the building
- 4 Automatic door
- 5 Standard RAL colour grey

“When I enter the room, I have to look closely; it is quite visible, but it doesn’t stand out or send the signal ‘this way for the physically disabled’. No, it adapts very well into the room.”

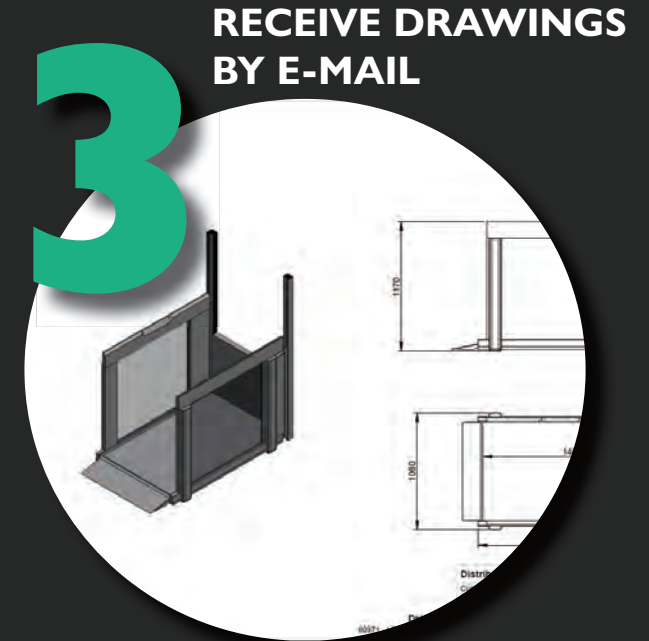
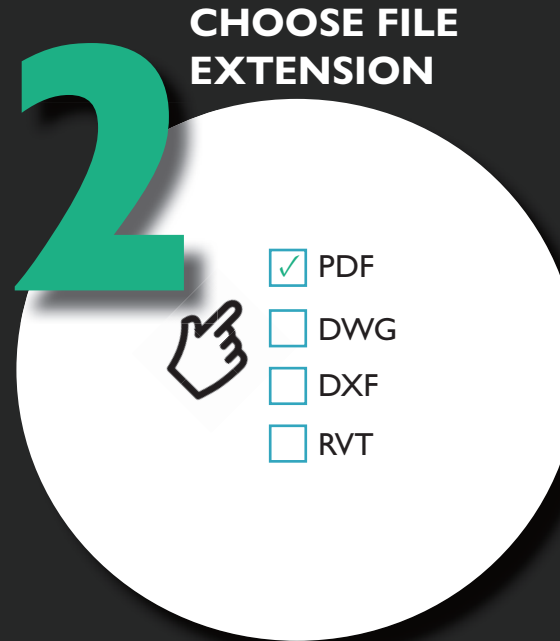
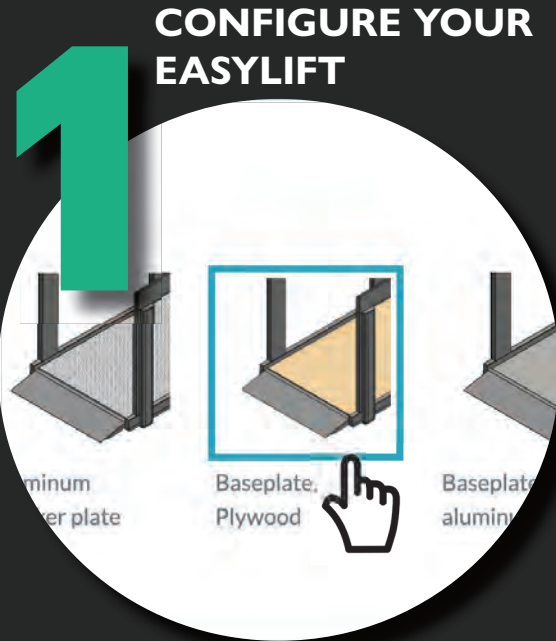


A wide range of possibilities

- For the perfect overall look, any RAL colour can be individually selected on request. (Standard: Grey Gris 900 Sable)
- For the perfect well-integrated look, fit your own matching floorboards on the platform. (Standard: non-skid linoleum)
- Put your own personal touch on the look of the lift by choosing the exact design of door and side panels (Standard model 800/900: smoke or clear polycarbonate / model 1100: safety glass)
- Pit or external ramp for easy access to the platform.
- One- or two-way (external) call stations – wired/wireless – for wall mounting or free-standing column.
- Onboard alarm system. In an emergency, help can be called.
- Configure the lift with one or two doors, safety barrier, and/or automatic folding ramp for maximum roll-off/down protection.
- New reversible doors allow onsite choice of left- or right-hand side opening.
- Site the onboard operating panel on the right, on the left, or on both sides for optimal user access.
- On/off key lock option to avoid accidents in e.g. public places.

LPC - 3 SIMPLE STEPS


PRODUCT CONFIGURATOR



Design your own EasyLift in Product Configurator LPC and receive the drawing in PDF, dwg, dxf or rvt format by e-mail within a matter of seconds. On LPC there are three different levels:

- Guests
- Professionals
- Dealers

TRY LPC HERE



www.liftup.dk/lpc

EASYLIFT SPECIFICATIONS

Model:	EasyLift V3 PLUS
Platform size:	
Internal dimensions:	W 800/900/1100 mm x L 1400 mm
External dimensions 800/900 PLUS:	W 960/1060 mm x L 1750 mm
External dimensions 1100 PLUS:	W 1260 mm x L 1820 mm
Lifting capacity:	400 kg / 2 pers.
Lifting height::	70 - 1250 mm
Lifting speed:	Approx. 40 mm/sec.
Duty cycle:	2 min. operation every 5 min.
Pit depth:	70 mm
Weight:	200 - 250 kg
Power:	110 - 240 V/50 Hz (1.1 A) Max: 90 W, Standby < 6 W
Approval:	CE marking 2006/42/EC (Machinery Directive)

ISO certification

Liftup is ISO-certified according to the quality management standard ISO 9001. The certificate has been achieved by agreeing to continuously and periodically being evaluated by a third-party assessment body reviewing and auditing the organization to assure the quality processes are being followed. It is your assurance that we consistently deliver quality products and services that meet your needs and expectations, as well as the legal requirements applicable at all times.



lifting people

We want to change the way people think about access products: More than a technology you need – it's a technology you want. We design thoughtful, holistic and aesthetic access solutions where every element adds to improve the total user experience. We create unique tailormade solutions where our products help people and are fully and beautifully integrated in the architectural environment. This means that our access solutions also have an emotionally uplifting and satisfying impact – because they are comfortable, user-friendly, and well-designed. This also means that we can transform access enablers from being tools that solves a task for the few – to being smart and pleasurable design elements for everyone to enjoy.

